

The Whetherly Book of Scottish Country Dances

Number 2

By John W. Mitchell

Originally published by:
Wallace Mitchell & Co., Hove, 1975

Revised and re-published by:
Alison Mitchell, 2020
alisonmwmitchell@hotmail.com

Digitalisation and editorial assistance:
Viktor Lehmann
Katrin Edelmann

Diagrams:
Keith Rose

Version:
1.02 / 2023-05-08

This work is licensed under the Creative Commons
Attribution-NoDerivatives 4.0 International License
(the distribution of unmodified copies of this leaflet is allowed).

To view a copy of this license, visit
creativecommons.org/licenses/by-nd/4.0/

© 2020 by Alison Mitchell

Contents

1.	Dundee City Police Jig, The	32 bar Jig	Longwise	5C/5C
2.	Albert's Hornpipe	32 bar Hornpipe	Longwise	3C/3C
3.	Cork Hornpipe	32 bar Hornpipe	Longwise	2C/4C
4.	Charlie Hunter	48 bar Jig	Longwise	6C/6C
5.	Comfrey Medley, The	32 bar Medley	Longwise	3C/4C
6.	Drunken Parson, The	32 bar Reel	Longwise	2C/4C
7.	Francis Sitwell's Strathspey	32 bar Strathspey	Longwise	5C/5C
8.	Iron Man, The	32 bar Strathspey	Longwise	2C/4C
9.	Janet Robb's Fancy	32 bar Reel	Longwise	4C/5C
10.	McKenzie Hay	32 bar Strathspey	Longwise	2C/4C
11.	Kelly's Reel	32 bar Jig	Round Room	3C/any
12.	Kinnegad Jig	48 bar Jig	Round Room	2C/any
13.	Kirk's Hornpipe	32 bar Hornpipe	Longwise	5C/5C
14.	Miss Susan Campbell Menzies	32 bar Strathspey	Round Room	2C/any
15.	Mrs Garden of Troup	48 bar Strathspey	Round Room	2C/any
16.	McPhedrun's Strathspey	32 bar Strathspey	Longwise	3C/4C
17.	Rocket Hornpipe, The	32 bar Hornpipe	Round Room	2C/any
18.	Smith's a Gallant Fireman	32 bar Strathspey	Longwise	4C/4C
19.	Storrers, The	32 bar Reel	Round Room	2C/any

New formations are described in the appendix of this book:

- Highland Schottische petronella
- Highland Schottische Hello-Goodbye setting
- Highland Schottische circle

Original Introduction

In this collection of dances I have tried to include some that are within the capability of beginners and social clubs, and others designed to appeal to the expert who enjoys tackling a more intricate set of figures. The new variations introduced are aimed at combining existing figures and steps in a familiar yet different combination. I hope that teachers and dancers will find them mentally stimulating.

Circle dances have tended to be neglected by devisers yet I feel that there is much scope for new ideas here. In particular there is a dearth of circle Strathspeys, hence the inclusion of two in this book.

Previous publications have been received with unanimous apathy. This book is therefore dedicated to the many teachers who claim that there are far too many new dances, beg devisers to stop devising new dances, beg teachers to restrict their classes to the old standard dances: and then proceed to teach the latest dance which they have personally devised but will not publish.

John W. Mitchell (1975)

Introduction to the new edition

Book 2 has the rare privilege of being the only book where I have attempted more than just one or two dances. Which leads me to comment that some of the new variations work better than others. The Dundee City Police Jig is a fugue that has achieved some recognition, yet some others in this collection (The Drunken Parson, McKenzie Hay) deserve at least similar levels of popularity, in my opinion, with the Highland Schottische petronella working particularly well. Francis Sitwell's Strathspey is a good challenge for any "experienced" dancer who can navigate popular figures on autopilot. Highland Schottische Hello-Goodbye setting proceeds clockwise (as opposed to anticlockwise) around the set, turning on the last hop, and is followed by reverse corner partner turns (i.e. turning partner first) – which actually gives the dancing couple more time than usual.

The Highland Schottische circle is, however, not to be recommended.

Alison M. W. Mitchell (2020)

John Wallace Mitchell - A Brief Biography

(31/05/1931 – 25/11/2012)

John Wallace Mitchell was born and raised in Brighton & Hove, Sussex. Following his school education, which took place against a background of war, he completed military service from 1949-1951 with the Royal Electrical and Mechanical Engineers (REME) army division. He then started work in accountancy, joining the Sperry Rand corporation in 1957 as a computer and business systems analyst. In 1958 he became a member of the British Computer Society, only a few months after its foundation. In the early 1960's, the focus of his career moved towards management consultancy, and he completed many assignments for several companies, often helping to set up their first computer systems, with work taking him to many locations both within the UK and western Europe, as well as to Saudi Arabia. Eventually he set up a private practice in 1972.

He was a keen cyclist, active in several clubs and competing at a local level from 1946 – 1956. When in the army, he would often cycle back to Brighton on free weekends, which could be up to 140 miles each way.

Although he first encountered Scottish Country Dancing in Dollar, Scotland in 1947, it wasn't until 1964 that he began to take it seriously, when he joined the Leeds clubs and RSCDS Branch. After moving back to the Brighton area, he became a member of the London branch in 1966 and in 1967 was the founder chairman of the Sussex Association of Scottish Societies, which was formed to ensure the future of the local Annual Scottish Charity Ball by connecting many clubs in the region. This led to the first day schools and teachers' training courses in the region. In 1972 he obtained a full RSCDS teacher's certificate and in 1975 became the founder chairman of the Hangleton Scottish Country Dance Club. From approximately 1968 to 1992 he devised some 828 dances, which were published in this series of Whetherly Books and Sheets. Whetherly is the maiden name of his paternal grandmother, after which the house in which he grew up was also named ("Whetherly House"). In 2010 he received the London Branch award for services to Scottish Dancing.

John passed away in 2012 after a two year battle with cancer.

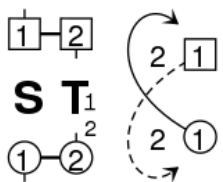
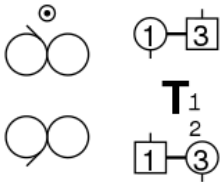
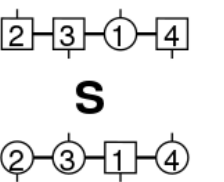
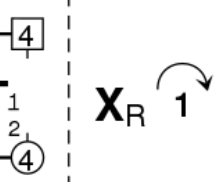
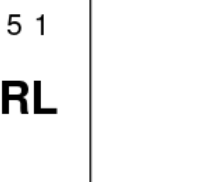


The Dundee City Police Jig

A thirty-two bar Jig for five couples in a five couple longwise set.
First couple turn and face out on the chord and join nearer hand with second couple.
A new couple commences every 16 bars, to complete the whole dance in 96 bars.

- 1-4 First and second couples set, the ladies turn right hand to change places and the men turn left hand, second couple remain facing out.
- 5-8 First couple dance a half figure of eight round second couple, crossing up between them to start.
- 9-14 Second, first and third couples dance reels of three on the sides. First couple dancing down between third to commence. Second couple and third couples finish facing out.
- 15-16 First man and third lady turn left hand to change, places whilst their partners turn right hands to change places. Second and third couples join nearer hands as also do first and fourth couples.
- 17-18 Second, third, first and fourth couples balance in line.
- 19-20 Second and third couples turn to change places, first and fourth do the same; right hand on the ladies' side and left hand on the men's side.
- 21-24 Second couple have now started dancing their turn as leading couple and continue as in bars 5-8 above. Meanwhile the original first couple cross over giving right hand and cast off into fifth place on own side.
- 25-32 Original first couple and original fifth couple dance rights and lefts, whilst the other three couples are reeling and turning as described in bars 9-16 above.
Original third couple commences on bar 33, by balancing in line as at bars 17-18 above.
Original fourth couple commencing on bar 19 similarly and original fifth couple on bar 65.
When reaching the top original first and second couples stop and do not join in the balance in line with the others on bars 81-82. This allows the original fifth couple to dance the last 16 bars and all finish in original places on bar 96.

Recommended tune: Dundee City Police

THE DUNDEE CITY POLICE JIG				2C start on bar 17	96 J
					5 1 RL

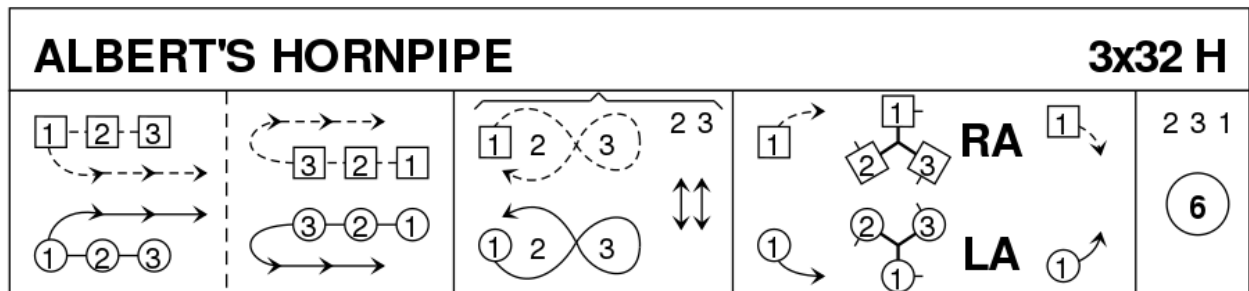
Albert's Hornpipe

A thirty-two bar Hornpipe for three couples in a longwise set.

- 1-4 First couple, followed by second and third couples who dance up to follow, dance down the middle.
- 5-8 Third couple, followed by second and first couples, dance up the middle and cast off to place. First couple finish facing out.
- 9-16 First couple cast off behind second couple, dance down between third couple; cast up behind third couple, dance up to the top and finish facing out. At the same time, second and third couples advance and retire (twice).
- 17-18 First couple cast off on own side of the set to finish facing down on the outside of the set midway between second and third place.
- 19-22 First, second and third ladies dance right hands across in a wheel; whilst first, second and third men dance left hands across in a wheel.
- 23-24 First couple cast into third place, second and third couples step up.
- 25-32 Six hands round in a circle to the left and back to the right.

Repeat with new top couple.

Recommended tune: Albert's Hornpipe



Cork Hornpipe

A thirty-two bar Hornpipe for two couples in a four couple longwise set.

- 1-8 First and second couples lead down the middle for four bars, second couple leading; they lead up to place, first couple leading, and finish in the centre of the set facing own partner with both hands joined.
- 9-14 First and second couples dance the first six bars of a “Border style” poussette, (i.e. on bar 14 they only make a quarter turn to finish facing up and down the set).
- 15-16 First and second couples turn partner once round with the right hand.
- 17-24 First and second couples dance a reel of four up and down the set; pass partner by the right shoulder to start; finish all facing own side of the set with nearer hands joined.
- 25-26 All balance in line.
- 27-28 All turn partner half way with the right hand.
- 29-30 All balance in line.
- 31-32 All turn partner three quarters with the right hand to finish on own side of the set.

Repeat from second place.
Recommended tune: Cork Hornpipe

Editor’s note to the 2020 edition
The original version contained three diagrams for bars 1, 25 and 32 which are not included here. The “Border style” poussette seems to refer to “A Complete Guide to Scottish Country Dancing” by Allie Anderson and John Duthie (McDougall’s Educational Co. Ltd), where it is called “Poussette Second Form” (pages 30-31). In contrast to the standard form, in this poussette the men begin with the right foot. Apparently, at the time of writing (circa 1960), this method of dancing the poussette was danced in the South-East Borders Counties.

CORK HORNPIPE				8x32 H	
1 2 	1 2 6 bars TR	2 1 	2 1 B TR ₁ ₂	2 1 B TR ₃ ₄	

Charlie Hunter

A forty-eight bar Jig for six couples in a six couple longwise set.

- 1-4 First, third and fifth couples cross over giving right hand to partner and cast off one place; at the same time second, fourth and sixth couples set and turn with the right hand to finish facing out.
- 5-8 First, fourth, third and sixth couples dance a half reel of four on the sides of the set. To start first lady and fourth man and third lady and sixth man pass by the right; their partners pass by the left, for a left shoulder half reel.
- 9-14 Second, sixth and third couples dance reels of three on the sides, to start sixth couple dance in and up, whilst second couple cast off. At the same time fourth, first and fifth couples dance reels of three on the sides, to start first couple cast off, whilst fifth couple dance in and up.
- 15-16 Second, third and first couples cast off one place down the set, whilst sixth, fourth and fifth couples dance up one place giving hands.
- 17-24 Sixth, second and fourth couples (on own side in the top three places) dance an allemande. At the same time first, fifth and third couples (on the opposite side in the bottom three places) dance an allemande, commencing facing down the set.
- 25-28 Fourth and second couples dance half rights and lefts; sixth and first couples do the same; fifth and third couples do the same.
- 29-32 Second and fifth couples (at the ends) cross over giving right hand and set to partner. At the same time fourth and first couples dance half rights and lefts; sixth and third couples do the same.
- 33-40 Second and first couples dance a ladies' chain; fourth and third couples do the same; sixth and fifth couples do the same.
- 41-44 First and fourth couples dance right hands across in a wheel; third and sixth couples do the same; whilst second and fifth couples (at the ends) turn once with the right hand.
- 45-48 Third couple cast up behind fourth couple into second place and cross over giving right hand; fifth couple cast up behind sixth couple into fourth place and cross over giving right hand; whilst first couple (on second place) lead down to sixth place, crossing over to finish on own side of set.

Repeat with new top couple.

Recommended tune: Charlie Hunter

(diagram on next page)

CHARLIE HUNTER		6x48 J	
<div>1 3 5 2 4 6</div> <div>X_R 1 S T_R</div>	<div>2 ① ④ ③ ⑥ 5</div> <div></div> <div>2 ① ④ ③ ⑥ 5</div>	<div>② ⑥ ③ ④ ① ⑤ 2 3x 1x 6 4 5x</div> <div></div> <div>② ⑥ ③ ④ ① ⑤</div> <div>1 1</div>	
<div>⑥ ② ④ ③ ⑤ ①</div> <div>⑥ ② ④ ③ ⑤ ①</div> <div>A A</div>	<div>4 2 6 1x 5x 3x</div> <div>RL</div>	<div>2x 4x 1 6x 3 5</div> <div>X_R S RL X_R S</div>	
<div>② ① ④ ③ ⑥ ⑤ ALL</div> <div></div> <div>② ① ④ ③ ⑥ ⑤</div>	<div>2 1x 4 3x 6 5x</div> <div>T_R RA T_R</div>	<div>2 ① 4 3 6 5 3x 5x</div> <div></div> <div>2 ① 4 3 6 5 1 X_R</div> <div>to: 2 3 4 5 6</div>	

The Comfrey Medley

A sixteen bar Strathspey, sixteen bar Reel Medley for three couples in a four couple longwise set.

Strathspey

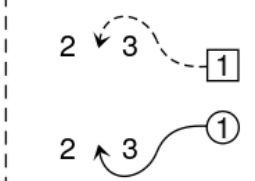
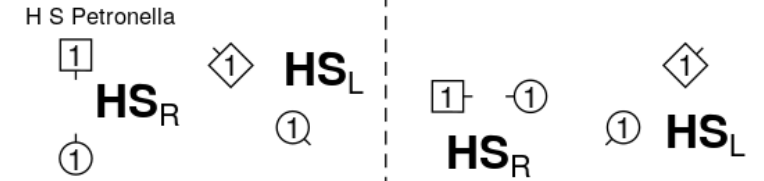
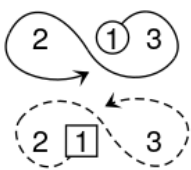


- 1-4 First couple lead down the middle, second couple step up on bars three and four.
- 5-8 First couple lead up the middle, separate below third couple and cast up behind third couple into second place.
- 9-16 First couple dance a Highland Schottische petronella to finish in second place on opposite side facing out:
 - 9-10 they set with Highland Schottische step, right foot, turning on the hop at the end of bar 10 to face out on a diagonal line.
 - 11-12 they again set with Highland Schottische step, left foot, moving diagonally to finish man between third couple, and lady between second couple on bar twelve, once again turning on the hop to finish facing up and down the set;
 - 13-16 this movement is repeated on bars 13-16 to finish on the opposite side, but on the last hop the dancers remain facing out instead of turning to face in.

Reel

- 1-8 First couple dance a figure of eight round their corners, they commence by casting behind their first corners, and finish by dancing in to face their first corners.
- 9-16 Turn first corner with the right hand, partner with the left hand, second corner with the right hand and cross over giving left hand to partner.

Repeat from second place.

Recommended tunes: Strathspey: Lord of the Isles; Reel: The Berry Picking

THE COMFREY MEDLEY			8x(16 S + 16 R)
Strathspey		H S Petronella	
Reel			

The Drunken Parson

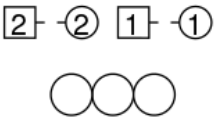

A thirty-two bar Jig for two couples in a four couple longwise set.

- 1-2 First and second couples set advancing to meet.
- 3-8 First and second couples dance three quarters of a “Border style” poussette: on bar 8 they make a quarter turn only.
- 9-16 First and second couples dance a reel of four up and down the set.
- 17-18 First and second couples face partner and set.
- 19-22 First and second couples dance a quarter petronella, to turn out to the opposite side and set.
- 23-24 First and second couples cross over giving right hand.
- 25-32 First and second couples dance right hands across in a wheel for four steps and back with the left hand.

Repeat from second place.
Recommended tune: The Drunken Parson

Editor’s note to the 2020 edition
The original version contained three diagrams for bars 1, 25 and 32 which are not included here. The “Border style” poussette seems to refer to "A Complete Guide to Scottish Country Dancing" by Allie Anderson and John Duthie (McDougall’s Educational Co. Ltd), where it is called “Poussette Second Form” (pages 30-31). In contrast to the standard form, in this poussette the men begin with the right foot. Apparently, at the time of writing (circa 1960), this method of dancing the poussette was danced in the South-East Borders Counties.

Editor’s note to the 2020 edition, v1.02
This dance was originally labeled as “Reel”. As the recommended tune is a jig, and hence all recordings are also in Jig time, we felt it appropriate to change the dance type to “Jig” as well.

THE DRUNKEN PARSON				8x32 J	
1 2 1 2 S ↑ P 6 bars			2x 1x S X _R	2 1 RA	2 1 LA

Francis Sitwell's Strathspey

A thirty-two bar Strathspey for five couples in a longwise set.

- 1-8 First and third couples cross over giving right hand and cast off two places, second and fourth couples step up; first and third couples cross over giving left hand, cast up one place and cross over giving right hand to finish facing second corners.
- 9-16 Highland Schottische Hello-Goodbye setting, first and thirds:
 9-10 set to second corner with Highland Schottische step, moving into the side lines on bar 10 and turning on the hop to face own partner across the set;
 11-12 set to partner across the set with Highland Schottische step left foot, turning in to face first corner at the end of bar 12, whilst second corners complete the setting;
 13-14 set to first corner turning to face partner up and down the set;
 15-16 set to partner and finish facing up and down the set, whilst first corners complete the setting.
- 17-24 Turn partner and corners: turn partner with the right hand, first corner with the left hand; turn partner with the right hand and second corner with the left hand to finish facing partner up and down the set.
- 25-28 First and third couples dance a half reel of four up and down the centre of the set.
- 29-32 Third couple turn one and a quarter times with the right hand to finish in second place on own side of the set; whilst first couple turn one and a quarter times to finish in fifth place on own side of the set, fifth couple step up.

Repeat with new top couple.

Recommended tune: Francis Sitwell's Strathspey




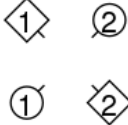
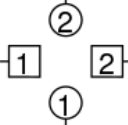
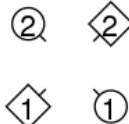
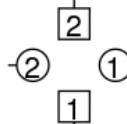

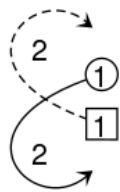
FRANCIS SITWELL'S STRATHSPEY			5x32 S
<p>1 3 1x 3x 1 3</p> <p>X_R 2 X_L 1 X_R</p>	<p>HS_R HS_L</p>		
<p>HS_R HS_L</p>	<p>T_R T_L</p>		
<p>T_R T_L</p>	<p>T_{R1}¹₄ T_{R1}¹₄</p>	to: 2 3 4 5 1	

The Iron Man

A thirty-two bar Strathspey for two couples in a four couple longwise set.

- 1-4 First couple cross over giving right hand and cast off one place.
- 5-8 First and second couples dance half rights and lefts.
- 9-16 First and second couples dance a ladies' chain.
- 17-24 First and second couples face diagonally and dance a Highland Schottische petronella half way round the square:
 - 17-18 set with the right foot turning to face out, men on the sides and ladies up and down;
 - 19-20 set with the left foot turning to face in having moved one place anticlockwise;
 - 21-24 repeat these four bars to finish second couple in top place on own side, first couple in second place on the opposite side.
- 25-32 First couple lead down the middle for two steps, lead up to the top, crossing back to own side of the set and cast off into second place.

Repeat from second place.
Recommended tune: The Iron Man



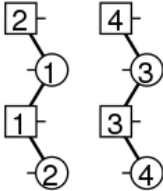
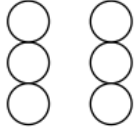

THE IRON MAN				8x32 S	
 X_R	 2 1_x	 1 2_x	Highland Schottische Petronella  HS_R  HS_L		
 HS_R		 HS_L		 1_x	

Janet Robb's Fancy

A thirty-two bar Reel for four couples in a five couple longwise set.

- 1-8 First and third couples turn partner by the right hand and cast off one place, second and fourth couples step up; first and third couples turn partner one and a half times with the left hand, to finish with first couple between second couple and third couple between fourth couple with all the men facing up and all the ladies facing down, nearer hands joined.
- 9-16 All balance in line for eight bars using pas de basque coupé setting step.
- 17-24 All pass the person on their right by the right shoulder to start to dance reels of four across the set. First couple complete the reel by passing left shoulder to face their first corners (second man and fourth lady); whilst third couple finish the reel in fourth place on own side.
- 25-32 First couple turn their first corners by the right hand, partner by the left hand; second corners by the right hand and cross over giving left hand to finish in second place on own side.

Repeat from second place: dancing couple finishes in third place and original third couple in fifth place. Then a new top couple can repeat with original first couple dancing as third couple.
Recommended tune: Janette Robb's Fancy



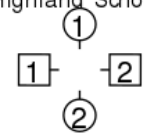

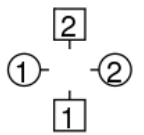
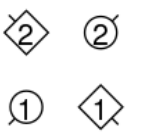
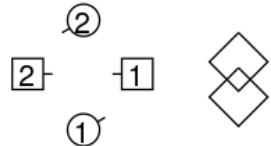
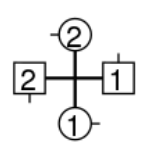


JANET ROBB'S FANCY				10x32 R
1 3 	1 3 	 B pas de basque coupé		1  to: 2 1 4 3 5

McKenzie Hay

A thirty-two bar Strathspey for two couples in a four couple longwise set.

- 1-2 All join hands on the side and set.
- 3-4 First couple turn half way with the right hand, retain their hold.
- 5-8 First and second couples dance right hands across in a wheel one and one eight times to finish with the men on the sidelines and the ladies facing up and down the set.
- 9-16 First and second couples dance a double Highland Schottische petronella:
 - 9-10 set with right foot, Highland Schottische, turning at the end of bar 10 to face out;
 - 11-12 set with the left foot, Highland Schottische, turning at the end of bar 12 to face in, men facing up and down and ladies on the side lines;
 - 13-16 repeat bars 9-12 to finish on the opposite side of the diamond from which they started.
- 17-24 First and second couples dance a ladies' chain on the diagonal.
- 25-28 First and second couples dance left hands across in a wheel one and one eight times to finish on the sidelines, first couple on second place on own side.
- 29-30 Second couple retain left hand and turn half way to own side.
- 31-32 All join hands on the side and set.

Repeat from second place.
Recommended tune: McKenzie Hay

McKENZIE HAY				8x32 S	
1 2	1 x 2	Highland Schottische Petronella			
					
					

Kelly's Reel

A thirty-two bar Jig for sets of three couples in a circle round the room; with all the men facing clockwise and all the ladies facing anticlockwise. The dancers are numbered from left to right in each line, thus first man is on the outside of the circle facing third lady and third man is on the inside facing first lady.

- 1-6 Reels of three, first and second in each line pass by the right shoulder to start.
 7-8 First and second in each line continue to pass by the right shoulder, to finish with ones facing out and twos facing in, in first place.
 9-16 Seconds and thirds dance rights and lefts, each man giving right hand to the opposite lady to start. At the same time firsts dance a figure of eight round their own line, thus casting round third place, they dance back into second place, then cast round first place to meet and turn left hand to finish back to back facing their first corners (original seconds in first place).
 17-24 Firsts turn first corner (seconds) with the right hand, each other with the left hand three quarters round; fourth corners (thirds) with the right hand and cross back to second place on opposite side giving left hand.
 25-28 Firsts dance half rights and lefts with their first corners (seconds), seconds do not complete the polite turn but finish facing out.
 29-32 Firsts dance half rights and lefts with their second corners (thirds), thirds finish with a polite turn so that firsts and thirds finish facing out.
 Each line now has its backs to the line it was previously facing; men are still facing clockwise. Original thirds are in first place.

Repeat with new partners to continue round the room.

Recommended tune: Kelly the Boy from Killanne

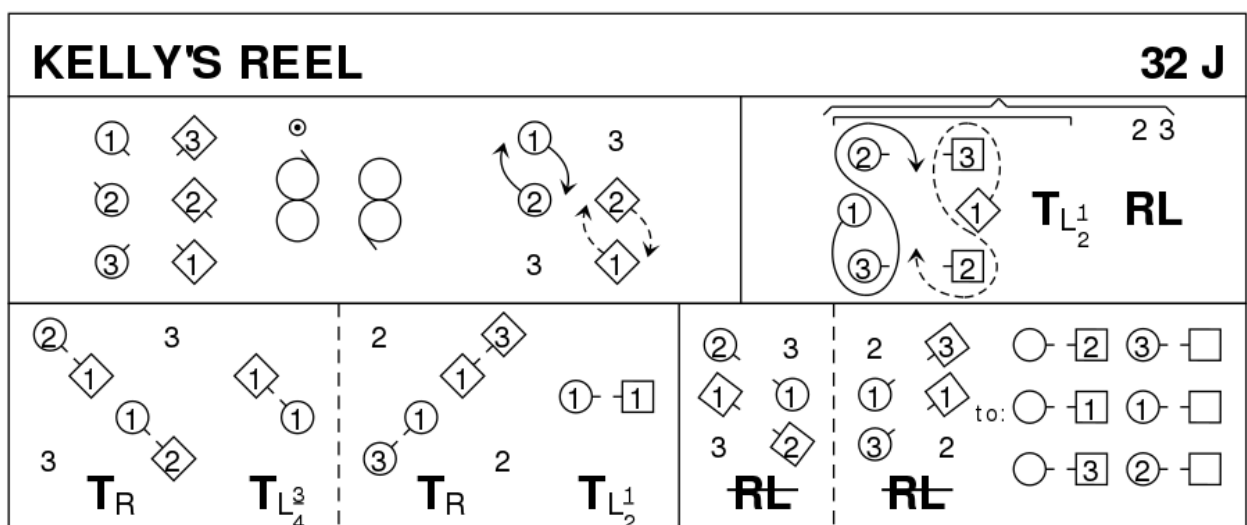
Alternative

A variation on the dance, which may appeal to some more advanced groups, is for the first couples to dance a standard "turn corners and partner" to finish between their corners instead of on their own side. If this is done all first couples change their direction of progression, and after six times through all will be back in their original places with their original partners.

Editor's note to the 2020 edition

The 2020 version and the "Alternative" of this dance have been changed, as the original description was incorrect on bars 17-24, where the dancing couple did NOT change over to the other line at the end as the deviser intended. Here is the original description for bars 17-24:

Firsts turn first corner (seconds) with the right hand, each other with the left hand; second corners (thirds) with the right hand and cross back to second place on own side giving left hand.



Kinnegad Jig

A forty-eight bar Jig for two couples in a circle round the room. Each man with his partner on his right.

- 1-4 Four hands across in a wheel with the right hand.
 5-8 The ladies retain right hands, and the men cast into their partners places to commence dancing a half ladies' chain. Retain the opposite ladies left hand at the end of the half chain.
 9-12 Four hands across in a wheel with the left hand.
 13-16 The men retain left hands whilst the ladies cast into their opposite partners place to commence a men's half chain. Turn with the right hand to finish with the men passing left shoulder in the centre of the set.
 17-24 Men pass by the left shoulder to commence a reel of four and continue to pass the opposite lady by the right. At the end of the reel the men pass through their partners original places and continue to dance into the opposite man's original place as the ladies dance out into the opposite ladies original place.
 25-28 All continuing to move in a clockwise direction dance four hands round to the left in a circle, opening out to finish facing own partner with nearer hands joined.
 29-32 All dance back to back with own partner by the right shoulder to start.
 33-36 All dance four hands round to the right in a circle. Retaining partners hand open out to finish facing opposites.
 37-40 All dance back to back with opposite, passing by the left shoulder to start.
 41-46 Giving right hand to opposite to commence dance three quarters rights and lefts to finish with backs to opposites, facing round the room in original direction, with each lady on her partner's right. All now facing a new couple.
 47-48 All set to new couple they are facing.

Repeat from new places.

Recommended tune: The Kinnegad Jig

KINNEGAD JIG				48 J	
<div><div><div>①</div><div>②</div></div><div><div>①</div><div>②</div></div></div> <div>RA</div>	<div><div><div></div><div></div></div><div><div></div><div></div></div></div>	<div><div><div>①</div><div>①</div></div><div><div>②</div><div>②</div></div></div> <div>LA</div>	<div><div><div></div><div></div></div><div><div></div><div></div></div></div>	<div><div><div>①</div><div>②</div></div><div><div>②</div><div>①</div></div></div> <div><div><div>②</div><div>①</div></div><div><div>②</div><div>①</div></div></div>	<div><div><div>②</div><div>①</div></div><div><div>④</div></div><div><div>②</div><div>①</div></div></div>
<div><div><div>②</div><div>①</div></div><div><div>②</div><div>①</div></div></div> <div>D</div>	<div><div><div>④</div></div></div>	<div><div><div>②</div><div>①</div></div><div><div>②</div><div>①</div></div></div> <div>DL</div>	<div><div><div>②</div><div>①</div></div><div><div>②</div><div>①</div></div></div> <div>RL</div>	<div><div><div>①</div><div>②</div></div><div><div>①</div><div>②</div></div></div> <div><div><div>①</div><div>②</div></div><div><div>①</div><div>②</div></div></div> <div>XR</div>	<div><div><div>②</div><div>①</div></div><div><div>②</div><div>①</div></div></div> <div><div><div>②</div><div>①</div></div><div><div>②</div><div>①</div></div></div> <div>S</div>

Kirk's Hornpipe

A thirty-two bar Hornpipe for five couples in a longwise set.

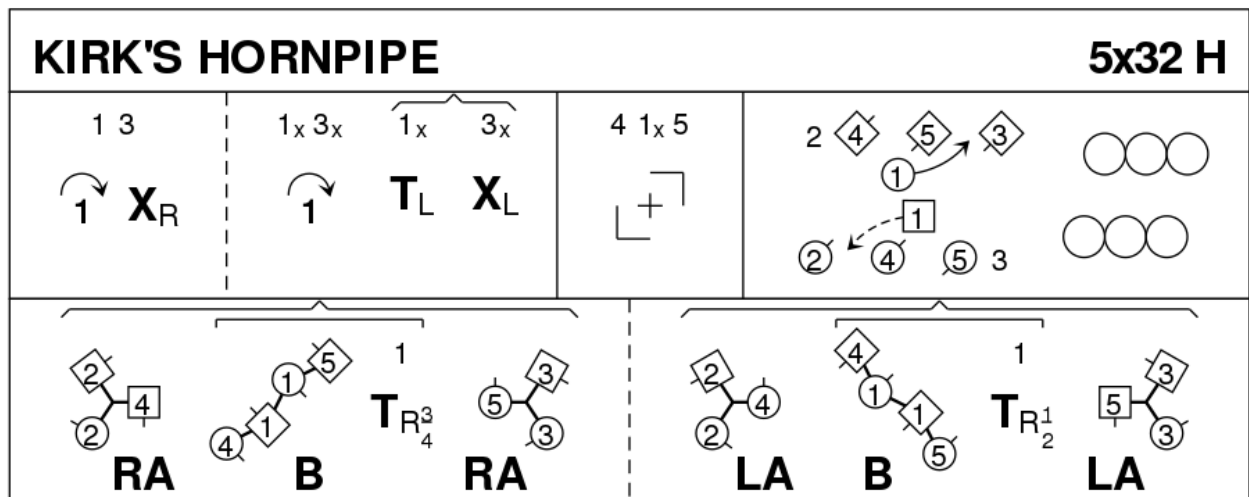
- 1-8 First and third couples cast off one place, second and fourth couples step up. First and third couple cross over giving right hand in passing and cast off another place, fourth and fifth couples step up. Third couple cross over to fifth place on own side giving left hand in passing whilst first couple turn with the left hand to finish facing their first corners (fourth man and fifth lady).
- 9-16 First couple turn their first corner with the right hand, partner with the left hand; second corner with the right hand and partner with the left hand to finish facing their first corners.
- 17-24 Offset reels of four:
First couple pass their first corners by the left shoulder to dance reels of four on the opposite side of the set. Second man and first lady pass by the right shoulder as do fourth and fifth men for a reel of four on the men's side; whilst fourth and fifth ladies pass by the right shoulder as do first man and third lady for a reel of four on the ladies' side. As they finish the reel first couple dance in to join right hands, at the same time joining left hands with the person they are about to pass with the left shoulder (first lady joins left hand with fourth man, first man with fifth lady).
- 25-28 First couple balance in line with their first corners and turn with right hand three quarters to join left hands with their second corners. At the same time: fourth lady dances right hands across in a wheel with second couple and fifth man dances right hands across in a wheel with third couple.
- 29-32 First couple join left hands with their second corners (first man with fourth lady and first lady with fifth man); they balance in line, then first couple turn right hand to finish in third place on their own side of the set. At the same time: fourth man dances left hands across in a wheel with second couple and fifth lady dances left hands across in a wheel with third couple. Finish in the order 2,4,1,5,3.

Repeat with new top couple.

Recommended tune: Kirk's Hornpipe

Editor's note to the 2020 edition

The original version contained two diagrams for bars 25 and 29 which are not included here.



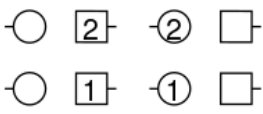
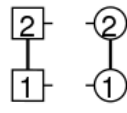


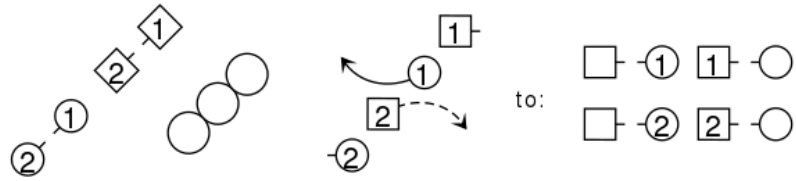
Miss Susan Campbell Menzies

A thirty-two bar Strathspey for two couples in a circle round the room.
Men facing anticlockwise and ladies facing clockwise, first couple on the inside of the circle and second couple on the outside, each person facing own partner.

- 1-8 Four hands across in a wheel with the right hand for four bars and back in a wheel giving left hands across.
- 9-12 Joining hands, set to partner with Highland Schottische setting step.
- 13-16 Half rights and lefts, giving right hand to partner to commence.
- 17-20 First lady and second man change places giving right hand and set; whilst first man and second lady set and change places giving right hand.
- 21-24 First lady and second man change places giving left hand and set; whilst first man and second lady set and turn left hand to finish on a diagonal line, first man facing second man and second lady facing first lady.
- 25-32 First and second couples dance a reel of four. To finish the reel second man finishes where he starts, but facing in the opposite direction (anticlockwise), first lady similarly finishes where she starts, also facing in the opposite direction (clockwise). First man and second lady as they pass by the left shoulder dance out to finish on the right of second man and first lady respectively. All now have their backs to their original partner; first couple is now on the outside of the circle and second on the inside. All facing new couple from new places.

Repeat from new places.
Recommended tune: Miss Susan Campbell Menzies

Editor's note to the 2020 edition
The original version contained three diagrams for bars 1, 25 and 32 which are not included here.

MISS SUSAN CAMPBELL MENZIES				32 S
 RA	LA	 HS	RL	
				

Mrs Garden of Troup

A forty-eight bar Strathspey for two couples in a circle round the room, each man with his partner on his right, facing another couple.

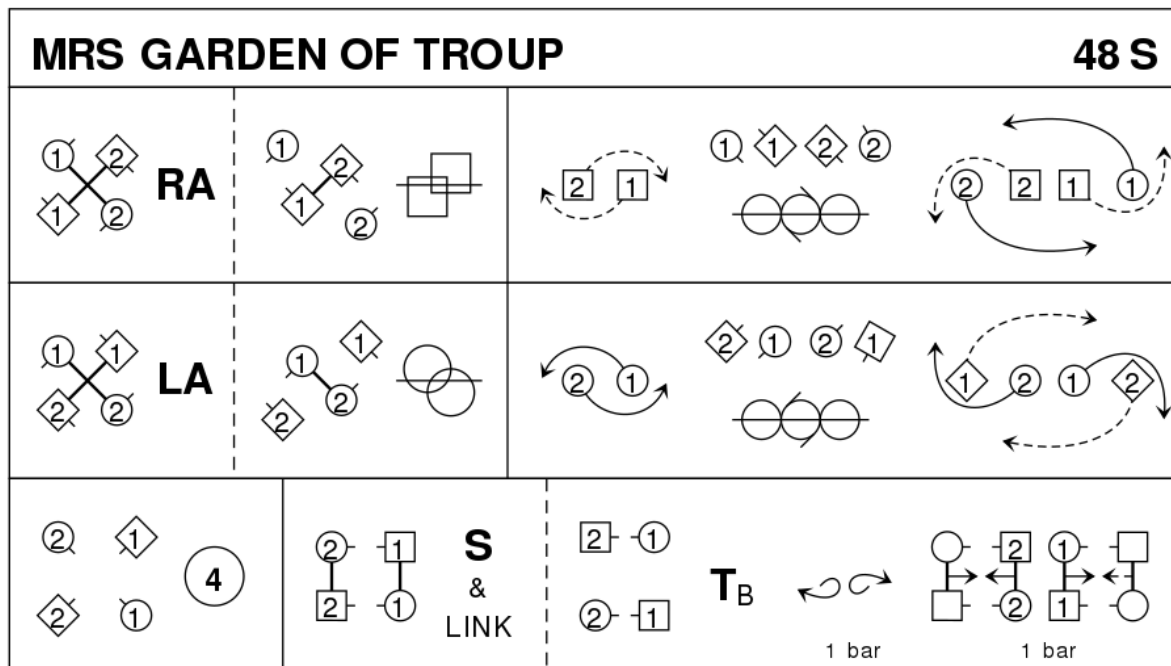
- 1-4 First and second couples dance right hands across in a wheel.
 5-8 The ladies retain right hands and the men cast into their partners original places to commence dancing a half ladies' chain. At the end of the half chain, the ladies finish in the centre.
 9-16 The ladies pass by the right shoulder and continue to pass their partner by the left shoulder to commence a left shoulder reel of four. At the end of the reel the ladies dance out into each others original places, moving anticlockwise as the men dance into their original places.
 17-20 Continuing to dance anticlockwise, they dance left hands across in a wheel.
 21-24 Men retain left hands and the ladies cast clockwise to commence dancing a men's half chain. At the end the men finish in the centre ready to pass left shoulder.
 25-32 Men pass left shoulder and continue to pass the opposite lady by the right shoulder to commence a reel of four. At the end of the reel the men dance out into the opposite man's original place as their partners follow them out into the opposite ladies original place.
 33-40 Continuing to move in a clockwise direction the two couples dance four hands round in a circle to the left and back to the right.
 41-44 Join nearer hand with partner, both couples set and link to finish each man with his partner on his left.
 45-46 First man with second lady and first lady with second man turn with both hands once round.
 47 Releasing hands, each dancer turns clockwise half way round on the spot to finish back to back with the person who they have just turned.
 48 Joining nearer hand with own partner (lady now on her partner's right) advance for one step to meet the next round the circle. All have thus progressed one place in the direction in which they were originally facing.

Repeat with new couple from new positions.

Recommended tune: Mrs Garden of Troup

Editor's note to the 2020 edition

The original version contained four diagrams for bars 9, 16, 25 and 32 which are not included here. The description of bars 45-48 has been simplified to avoid confusion with modern naming conventions.



McPhedrun's Strathspey

A thirty-two bar Strathspey for three couples in a four couple longwise set.

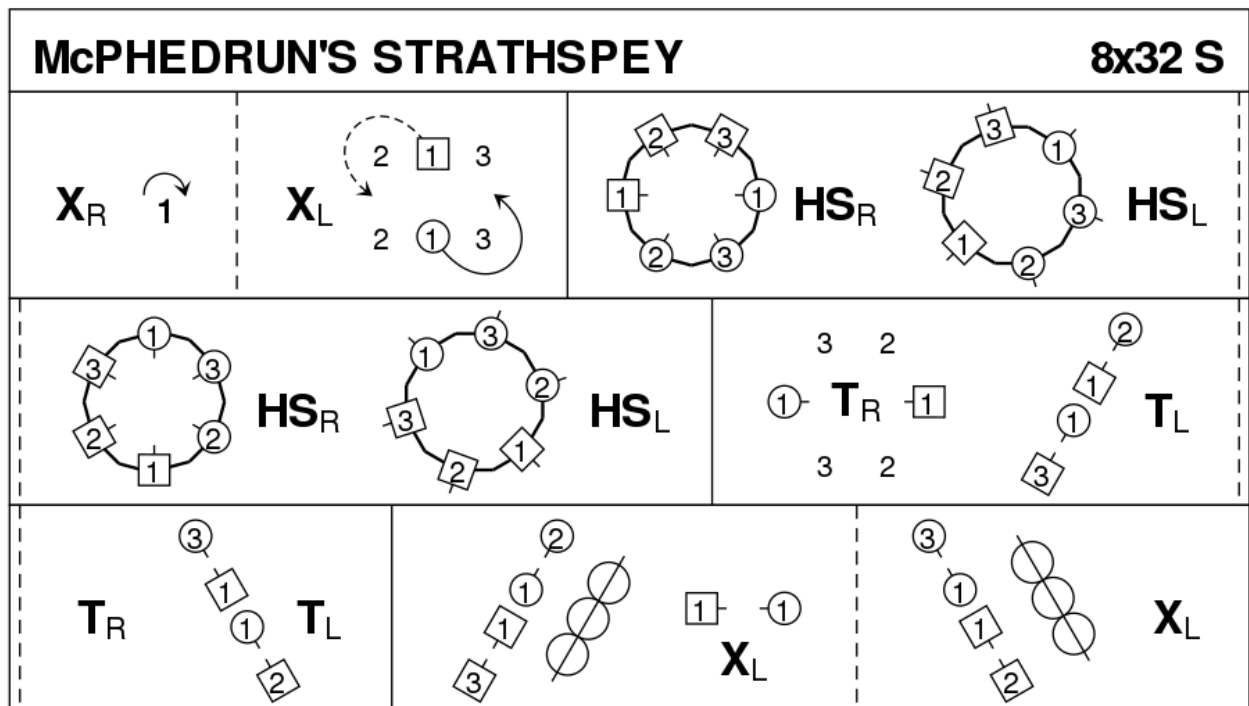
- 1-4 First couple cross over giving right hand and cast off one place, second couple step up on bars 3 & 4.
- 5-8 First couple cross over giving left hand; first lady cast up to finish between second couple facing down, whilst first man casts off to finish between third couple facing up.
- 9-16 All join hands to dance a Highland Schottische circle half way round to the right:
 9-10 all set with Highland Schottische right foot, release hands at the end of bar 10 and turn to right to face out;
 11-12 joining hands again all set Highland Schottische with left foot, release hands at end of bar 12 and turn to left to face in;
 13-16 repeat these four bars.
- 17-24 Turn partner and corners (who are on opposite sides):
 17-18 first couple turn three quarters with right hand to face own sides;
 19-20 turn first corners in third corner positions with the left hand;
 21-22 turn partner three quarters with right hand;
 23-24 turn second corners in fourth corner positions with left hand to finish facing first corner positions.
- 25-28 First couple dance a half reel of four with their first corners, and give left hand in passing to face their second corner positions.
- 29-32 First couple dance a half reel of four with their second corners and finish by giving left hands to cross back to second place on own side.

Repeat from second place.

Recommended tune: McPhedrun's Strathspey

Editor's note to the 2020 edition

The original version contained four diagrams for bars 9, 16, 25 and 32 which are not included here.



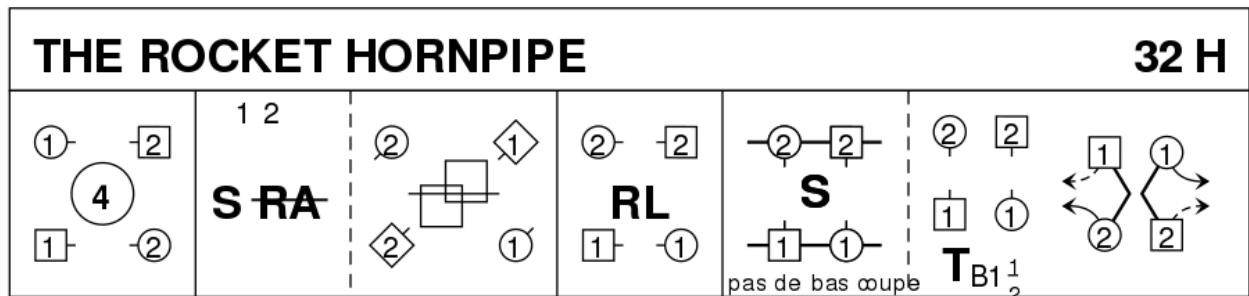
The Rocket Hornpipe

A thirty-two bar Hornpipe for two couples in a circle round the room, each man with his partner on his right. First couple facing clockwise, second anticlockwise.

- 1-8 Four hands round in a circle to the left and back to the right.
- 9-12 Set and dance right hands across in a wheel half way. Ladies retain right hands.
- 13-16 Men cast anticlockwise as ladies cross giving right hands for a half ladies' chain.
- 17-24 First and second couples dance rights and lefts, giving right hand to own partner to start.
- 25-28 First couple are in inner circle and second couple in outer circle, each man with his partner on his left. First couple facing second couple join nearer hands and set to opposite pas de basque coupé step. Hands joined all round room in two circles.
- 29-32 All turn opposite with two hands one and a half times to change places using pas de basque step. On last bar the men release left hands (ladies right) and open out to finish back to back with original partner. Original opposite lady is now on men's right. The men are facing in the original direction having advanced one place and exchanged partners.

Repeat from new place with new partner.

Recommended tune: Rocket Hornpipe





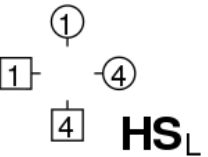

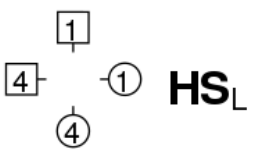
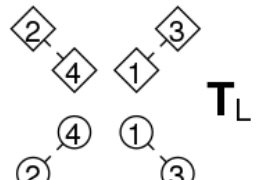
Smith's a Gallant Fireman

A thirty-two bar Strathspey for four couples in a longwise set.

- 1-4 First couple cross over giving right hand and cast off, second couple step up. Meanwhile fourth couple cross over giving right hand and cast up, third couple step down.
- 5-8 First and fourth couples dance left hands across in a wheel to finish facing the four corners.
- 9-16 Double reels of four with corners on the diagonal. Dancers passing in the middle give left hands across. First and fourth couples finish back to back in the centre facing corners on the diagonal.
- 17-24 Double Highland Schottische Hello-Goodbye setting:
 17-18 set to corners with Highland Schottische step, right foot turning at the end of bar 18 so that first man and fourth lady face across, and their partners face up and down;
 19-20 all set with Highland Schottische step, left foot, first and fourth couples turning into face their next corner at the end of bar 20;
 21-24 these four bars are repeated.
- 25-28 All turn the person they are facing with the left hand.
- 29-32 Fourth and first couples turn partner with the right hand to finish on own side of the set in the order 2, 4, 1, 3.

Repeat with new top couple.

Recommended tune: Smith's a Gallant Fireman

SMITH'S A GALLANT FIREMAN				4x32 S
1 4 1 4 X_R 1 1 LA	1 x 4x	 LA in centre	 HS_R	 HS_L
 HS_R	 HS_L	 T_L	4 1 T_R to: 2 4 1 3	

The Storrers

A thirty-two bar Reel for two couples in a circle round the room, each man with his partner on his right, first couple facing clockwise.

- 1-8 Four hands round in a circle to the left and back to the right.
- 9-12 Retaining partner's hand, first and second couples set and change places giving right hand to turn half way. First man turns second lady and first lady turns second man.
- 13-16 Right hands across in a wheel.
- 17-20 The ladies retain right hands and the men cast into their original places to start a ladies half chain.
- 21-24 Retaining left hands dance left hands across in a wheel. First couple are now on the outside circle and second on the inside.
- 25-26 Joining nearer hand with the opposite lady all face partner and set.
- 27-28 All advance passing partner by the right to finish back to back.
- 29-30 All set, turning back to back half way (as in double triangles) to face in the opposite direction.
- 31-32 Joining nearer hands, each man with original opposite lady, all advance to meet next couple round the circle. The men are now facing in the original direction, having advanced one place and exchanged partners.

Repeat with new partners.

Recommended tune: The Storrers

THE STORRERS				32 R

Appendix to the new edition: Description of Formations

For ease of reference, all formation descriptions which originally appeared spread throughout the book have been collected here.

Highland Schottische petronella

This movement follows the normal pattern of a strathspey petronella, with the setting to partner at each point of the diamond omitted. It thus occupies the same amount of music as a conventional strathspey petronella.

Highland Schottische Hello-Goodbye setting

Substitution of the Highland Schottische step for the normal strathspey setting step causes the direction of travel of the dancing couple to be reversed from anticlockwise to clockwise. This movement occupies no more time than the usual setting but extends the possibilities of the formation.

Highland Schottische circle

Circles facing alternately in and out have been used in several dances. Use of the Highland Schottische step for this purpose reverses the direction of travel of the circle and slows the speed of rotation to reduce the distance covered in relation to the music.

Version History

1.00 / 2020-06-20	First re-published version.
1.01 / 2020-06-22	Corrected “2018” and “2019” to “2020”, the real publication year.
1.02 / 2023-05-08	Changed “The Drunken Parson” from “Reel” to “Jig”.